

Van Zandt County

Monthly Financial & Investment Report


Month Ending November 30, 2019

TO BE RECORDED IN THE DECEMBER 23, 2019 MINUTES

OF THE COMMISSIONERS' COURT

BY VAN ZANDT COUNTY CLERK.

SUBMITTED THIS THE 20TH DAY OF DECEMBER 2019




Kenny Edwards, Treasurer

The Van Zandt County Commissioners' Court, having reviewed the Treasurer's Report as presented, having taken reasonable steps to ensure its accuracy, and based upon presentations of the Treasurer's Office, does hereby approve the Report, subject to the independent auditor's review and does further order that it be filed with the official minutes of this meeting. {LGC 114.026(c)}

In addition, the below signatures affirm that the Treasurers' Report complies with statutes as referenced. {LGC 114.026(d)}S



Don Kirkpatrick, Van Zandt County Judge




Brandon Brown

Commissioner Precinct #1




Keith Pearson

Commissioner Precinct #3



Virgil Melton, Jr.

Commissioner Precinct #2



Tim West

Commissioner Precinct #4

FUND NAME	CHECKING ACCOUNT	CHECKING AMOUNT	TDOA ACCOUNT	TDOA AMOUNT	FUND TOTAL
2020 010 GENERAL FUND	FIN CLEAR AMERICAN CTY JURY	209,148.30	TDOA MBIA	1,306,231.11	
		3,349.00		1,329.69	1,520,058.10
2020 012 RESERVE FUNDS	FIN CLEAR		TDOA MBIA		
2020 015 SHERIFF CHAPTER 59 FORFEITURE	FIN CLEAR AMERICAN	4,342.60	TDOA MBIA	15,262.12	19,604.72
2020 016 DA FORFEITURE FUND	FIN CLEAR		TDOA MBIA		
	ESCRROW #1	3,102.57			
	ESCRROW #2	1,820.83			
	ESCRROW #3	1,171.17			
	ESCRROW #4	302.39			
	ESCRROW #5	3,717.53			
	ESCRROW #6	556.63			
	ESCRROW #7				
	ESCRROW #8	520.37			
	ESCRROW #9	1,019.72			
	ESCRROW #10	29,019.56			
	ESCRROW #11	651.77			
	ESCRROW #12	11,526.99			
	ESCRROW #13				
	ESCRROW #14				
	ESCRROW #15				
	ESCRROW #16				
	ESCRROW #17	7,189.38			
	ESCRROW #18	1,700.80			
	ESCRROW #19	1,536.22			
	ESCRROW #20	3,510.24			
	ESCRROW #21	6,402.57			
	ESCRROW #22	2,306.46			
	ESCRROW #23	8,137.92			
	ESCRROW #24	12,385.68			
	ESCRROW #25	528.07			
	ESCRROW #26	1,000.32			
	ESCRROW #27	2,923.43			
	ESCRROW #28	2,711.09			
	ESCRROW #29				
	ESCRROW #30	537.38			
	ESCRROW #31	328.59			
	ESCRROW #32				
	ESCRROW #33	3,651.19			
	ESCRROW #34	9,650.14			
	ESCRROW #35	202.64			
	ESCRROW #36	3,128.87			
	ESCRROW #37				
	ESCRROW #38				
	ESCRROW #39	1,479.41			
	ESCRROW #40				
	ESCRROW #41				
	ESCRROW #42				
	ESCRROW #43				
	ESCRROW #44				
	ESCRROW #45				

COMBINED STATEMENT OF CASH POSITION FOR NOVEMBER

FUND NAME	CHECKING ACCOUNT	CHECKING AMOUNT	TDOA ACCOUNT	TDOA AMOUNT	FUND TOTAL	
2020 017 BUILDING SECURITY FUND	FTN CLEAR	18,276.17	TDOA MBIA	137,500.43	18,276.17	
	2020 018 JUSTICE COURT BLDG SECURITY FTN CLEAR	ESRCROW #46				
		ESRCROW #47				
		ESRCROW #48				
		ESRCROW #49				
		ESRCROW #50				
		ESRCROW #51				
		ESRCROW #52				
		ESRCROW #53				
		ESRCROW #54				
		ESRCROW #55				
		ESRCROW #56				
		ESRCROW #57				
		ESRCROW #58				
		ESRCROW #59				
		ESRCROW #60				
2020 019 DA FORFEITURE FUND	FTN CLEAR	1,300.69	TDOA	9,355.05	10,655.74	
	ESRCROW #13					
	ESRCROW #14					
	ESRCROW #15					
	ESRCROW #16					
	ESRCROW #45					
	2020 021 ROAD & BRIDGE - PCT. 1	FTN CLEAR	2,542.38	TDOA	329,992.71	12,290.37
		ESRCROW #61				
		ESRCROW #62				
		ESRCROW #63				
		ESRCROW #64				
		ESRCROW #65				
		ESRCROW #66				
		ESRCROW #67				
		ESRCROW #68				
		ESRCROW #69				
ESRCROW #70						
ESRCROW #71						
ESRCROW #72						
ESRCROW #73						
ESRCROW #74						
ESRCROW #75						
ESRCROW #76						
ESRCROW #77						
ESRCROW #78						
ESRCROW #79						
ESRCROW #80						
ESRCROW #81						
ESRCROW #82						
ESRCROW #83						
ESRCROW #84						
ESRCROW #85						
ESRCROW #86						
ESRCROW #87						
ESRCROW #88						

COMBINED STATEMENT OF CASH POSITION FOR NOVEMBER

FUND NAME	CHECKING ACCOUNT	CHECKING AMOUNT	TDOA ACCOUNT	TDOA AMOUNT	FUND TOTAL
2020 022 ROAD & BRIDGE - PCT. 2	FIN CLEAR	104,026.71	TDOA MBIA	327,917.34	749,460.11
2020 023 ROAD & BRIDGE - PCT. 3	FIN CLEAR	20,069.56	TDOA MBIA	564,359.19	584,429.40
2020 024 ROAD & BRIDGE - PCT. 4	FIN CLEAR	131,067.36	TDOA MBIA	276,860.50	408,290.85
2020 026 ROAD & BRIDGE - GEN	FIN CLEAR	3,757.08	TDOA MBIA	362.99	4,772.43
2020 035 VICTIM COORDINATOR GRANT	FIN CLEAR	8,462.96-	TDOA MBIA	1,015.35	8,462.96-
2020 036 DA FORFEITURE FUND II	FIN CLEAR	2,832.83	TDOA MBIA	3,205.94	6,038.77
2020 037 CONSTABLE PCT #4 SEIZURE	FIN CLEAR	760.89	TDOA MBIA	5,847.15	6,608.04
2020 040 COUNTY LAW LIBRARY FUND	FIN CLEAR	6,500.77	TDOA MBIA	60,337.30	66,838.07
2020 042 COUNTY FREE LIBRARY	FIN CLEAR	8,153.16	TDOA MBIA	77,425.56	8,153.16
2020 047 DIGITIZE RECORDS	FIN CLEAR	9,898.80	TDOA MBIA	77,425.56	87,324.36
2020 048 SUPPLEMENTAL GUARDIANSHIP	FIN CLEAR	4,837.22	TDOA	29,258.34	34,095.56
2020 049 COUNTY CHILD ABUSE PREVENTION CLEAR	FIN CLEAR	2,907.20	TDOA	6,237.31	9,144.51
2020 050 COURT RELATED PROGRAMS	FIN CLEAR		TDOA MBIA	.03	.03
2020 052 COUNTY & DISTRICT TECH FUND FIN CLEAR	FIN CLEAR	2,942.74	TDOA MBIA	3,658.79	6,601.53
2020 053 CAPITALCREDITSECONOMICDEVELOPFIN CLEAR	FIN CLEAR	5,492.47-	TDOA	340,557.51	335,065.04
2020 054 DISTRICT CLERK TECHNOLOGY FUFIN CLEAR	FIN CLEAR	12,623.64	TDOA	13,884.41	26,508.05
2020 055 CHAPTER 19	FIN CLEAR		TDOA MBIA		
2020 056 COUNTY RECORDS FUND	FIN CLEAR	13,885.65	TDOA MBIA	123,266.51	137,152.16
2020 057 COUNTY CLERK RECORDS FUND	FIN CLEAR	21,923.13	TDOA MBIA	135,862.22	157,785.35
2020 058 DISTRICT CLERK RECORDS FUND	FIN CLEAR	2,761.50	TDOA	5,397.60	8,159.10

FUND NAME	CHECKING ACCOUNT	CHECKING AMOUNT	TDOA ACCOUNT	TDOA AMOUNT	FUND TOTAL
2020 059 COUNTY CLERK ARCHIVE	FTN CLEAR	38,052.66	TDOA	312,485.42	350,538.08
2020 070 PERMANENT IMPROVEMENT FUND	FTN CLEAR	11,122.15-	TDOA MBIA	75,369.76	64,247.61
2020 075 RIGHT-OF-WAY FUND	FTN CLEAR		TDOA MBIA		
2020 084 TAX ANTICIPATION NOTES	FTN CLEAR		TDOA MBIA		
2020 085 DEBT SERVICE FUND	DEBT CL	183,334.48	TDOA MBIA	7,980.85	351,220.25
2020 087 VZC INDIGENT HEALTH PROGRAM	FTN CLEAR	13,435.68	TDOA MBIA	159,904.92	
2020 088 SOIL CONSERVATION DIST FUND	FTN CLEAR	8,742.01	TDOA MBIA	139,192.06	152,627.74
2020 090 APPELLATE JUSTICE SYSTEM FUND	FTN CLEAR	670.35	TDOA MBIA	68,933.29	77,675.30
2020 095 PAYROLL CLEARING ACCOUNT	PAYCLEAR	194,039.82	TDOA MBIA		670.35
2020 096 GEN FIXED ASSETS ACCOUNT GRP			TDOA MBIA		194,039.82
2020 097 LONG TERM DEBT GROUP			TDOA MBIA		
2020 131 VAN ZANDT COUNTY JAIL	FTN CLEAR	40,716.32-	TDOA MBIA	473,500.00	432,783.68
2020 132 VAN ZANDT COUNTY SHERIFF DEPT	FTN CLEAR	2,048.96	TDOA MBIA	437,000.00	439,048.96
2020 145 SOLID WASTE GRANT	FTN CLEAR	203.03			203.03
2020 400 FRUITVALE 2011 TXCDBG	710056WATER				
2020 401 BENWHEELERWSC	71348911131115				
2020 402 LITTLEHOPEMOOREMSC	7130260813				
2020 540 PRETRIAL SUPERVISION	FTN CLEAR	5,251.14	TDOA	133,788.52	139,039.66
2020 541 COMMUNITY SUP & CORRECTIONS	FTN CLEAR	25,147.62	TDOA MBIA	368,934.01	394,081.63
2020 542 ADULT PROBATION CIVIL	FTN CLEAR	5,310.53	TDOA MBIA	50,831.63	364,689.54
2020 543 HIGH RISK SUBSTANCE ABUSE	-CFTN CLEAR	248.29	TDOA MBIA	308,547.38	248.29
2020 544 HIGH RISK SEX OFFENDER	-CCP FTN CLEAR	1,182.94-	TDOA		1,182.94-

DATE 12/20/2019 TIME 11:23

COMBINED STATEMENT OF CASH POSITION FOR NOVEMBER

DATE	FUND NAME	CHECKING ACCOUNT	CHECKING AMOUNT	TDOA ACCOUNT	TDOA AMOUNT	FUND TOTAL
2020 545	GRANT C COMMIT REDUCTION PROFITN CLEAR	FTN CLEAR	7,104.74	TDOA MBIA		7,104.74
2020 546	JUVENILE PROBATION FUND	FTN CLEAR	4,209.41	TDOA MBIA		4,209.41
2020 547	VZCUPD STATE AID GRANT	FTN CLEAR	29,691.24	TDOA MBIA		29,691.24
2020 549	VZCUPD - GRANT N	FTN CLEAR	17,206.02	TDOA MBIA		17,206.02
2020 550	D A SUPPLEMENTAL FUND	FTN CLEAR	2,366.98	TDOA MBIA	91.83	2,458.81
2020 551	VOICES - JUV CJD GRANT	FTN CLEAR	2,168.03-	TDOA		2,168.03-
2020 552	ETCOG RESIDENTIAL	FTN CLEAR	3,157.51-	TDOA		3,157.51-
2020 555	JUVENILE PROBATION INTEREST	FTN CLEAR	72.30	TDOA MBIA	23,812.80	23,885.10
2020 556	REGIONAL SERVICE ENHANCEMENT	FTN CLEAR				
2020 558	GRANT S	FTN CLEAR	6,351.62	TDOA MBIA		6,351.62
2020 559	MENTAL IMPAIRMENT CASELOAD	FTN CLEAR	8,557.67	TDOA MBIA		8,557.67
2020 565	INDIGENT DEFENSE GRANT	FTN CLEAR	21,686.02	TDOA	25,519.02	47,205.04
2020 567	FIRE MARSHAL	FTN CLEAR	20,713.22	TDOA	245,944.75	266,657.97
2020 568	TECHNOLOGY RESOURCES	FTN CLEAR		TDOA		
2020 569	HAVA ELECTION GRANT	FTN CLEAR	15,359.98			15,359.98
2020 570	GOLDEN WATER SUPPLY CORP					
2020 580	D.A. CHECK COLLECTION FUND	FTN CLEAR	3,457.77	TDOA MBIA	10,612.42	14,070.19
2020 591	CONSTABLE #1 TLEOSE FUND	FTN CLEAR	1,849.26	TDOA MBIA		1,849.26
2020 592	CONSTABLE #2 TLEOSE FUND	FTN CLEAR	1,728.56	MBIA		1,728.56
2020 593	CONSTABLE #3 TLEOSE FUND	FTN CLEAR	1,359.92	MBIA		1,359.92
2020 594	CONSTABLE #4 TLEOSE FUND	FTN CLEAR	4,947.84	TDOA MBIA		4,947.84
2020 595	SHERIFF TLEOSE FUND	FTN CLEAR	8,192.97	MBIA		8,192.97
2020 596	DA TLEOSE FUND	FTN CLEAR	1,613.10	MBIA		1,613.10
2020 600	JUSTICE COURT TECHNOLOGY FUND	FTN CLEAR	6,999.75	TDOA	48,358.63	

DATE 12/20/2019 TIME 11:23

COMBINED STATEMENT OF CASH POSITION FOR NOVEMBER

FUND NAME	CHECKING ACCOUNT	CHECKING AMOUNT	TDOA ACCOUNT	TDOA AMOUNT	FUND TOTAL
2020 800 CONTRIBUTION RELIEF FUND	FIN CLEAR		TDOA	16,082.93	16,082.93
2020 802 VETERAN'S MEMORIAL WALL FUNDFIN CLEAR			TDOA		
2020 803 HISTORICAL COMMISSION	FIN CLEAR	1,663.87	TDOA	5,251.67	6,915.54
2020 804 VAN TORRADO-ASSISTANCE	FIN CLEAR				
2020 805 FEMA - DEC 2015 STORM	FIN CLEAR		TDOA		
2020 806 FEMA APRIL 2016 STORM	FIN CLEAR				
2020 807 HAZARD MITIGATION GRANT	FIN CLEAR	35,214.25-	TDOA		35,214.25-
2020 808 COURTHOUSE PLANNING GRANT	FIN CLEAR				
2020 809 PRETRIAL INTERVENTION PROGRAMFIN CLEAR		9,250.00	TDOA	39,540.08	48,790.08
2020 810 SHERIFF JUSTICE FORFEITURE FIN CLEAR		2,614.14	TDOA	15,341.54	17,955.68
2020 811 SHERIFF TREASURY FORFEITURE FIN CLEAR			TDOA		
2020 812 CONSTABLE PCT #1 FORFEITURE FIN CLEAR		500.00	TDOA		500.00
2020 813 VOICES - JUV CJD GRANT	FIN CLEAR	5,903.55-			5,903.55-
TOTAL		1,278,258.95		6,922,168.57	8,200,427.52

CHECK ACCOUNT

CHECK

ACCOUNT BALANCE - FIN CLEAR	747,744.85
ACCOUNT BALANCE - CTY JURY	3,349.00
ACCOUNT BALANCE - ESCROW #1	3,102.57
ACCOUNT BALANCE - ESCROW #2	1,820.83
ACCOUNT BALANCE - ESCROW #3	1,171.17
ACCOUNT BALANCE - ESCROW #4	302.39
ACCOUNT BALANCE - ESCROW #5	3,717.53
ACCOUNT BALANCE - ESCROW #6	556.63
ACCOUNT BALANCE - ESCROW #8	520.37
ACCOUNT BALANCE - ESCROW #9	1,019.72
ACCOUNT BALANCE - ESCROW #10	29,017.56
ACCOUNT BALANCE - ESCROW #11	651.77
ACCOUNT BALANCE - ESCROW #12	11,526.99
ACCOUNT BALANCE - ESCROW #14	1,163.36
ACCOUNT BALANCE - ESCROW #15	6,492.06
ACCOUNT BALANCE - ESCROW #16	2,952.32
ACCOUNT BALANCE - ESCROW #17	7,189.38
ACCOUNT BALANCE - ESCROW #18	1,700.80
ACCOUNT BALANCE - ESCROW #19	1,536.22
ACCOUNT BALANCE - ESCROW #20	3,510.24
ACCOUNT BALANCE - ESCROW #21	6,402.57
ACCOUNT BALANCE - ESCROW #22	2,306.46
ACCOUNT BALANCE - ESCROW #23	8,137.92
ACCOUNT BALANCE - ESCROW #24	12,385.68
ACCOUNT BALANCE - ESCROW #25	528.07
ACCOUNT BALANCE - ESCROW #26	1,000.32
ACCOUNT BALANCE - ESCROW #27	2,923.43
ACCOUNT BALANCE - ESCROW #28	2,711.09
ACCOUNT BALANCE - ESCROW #30	537.38
ACCOUNT BALANCE - ESCROW #31	328.59
ACCOUNT BALANCE - ESCROW #33	3,651.19
ACCOUNT BALANCE - ESCROW #34	9,650.14
ACCOUNT BALANCE - ESCROW #35	202.64
ACCOUNT BALANCE - ESCROW #36	3,128.87
ACCOUNT BALANCE - ESCROW #39	1,479.41
ACCOUNT BALANCE - ESCROW #45	1,682.63
ACCOUNT BALANCE - ESCROW #45	369.64
ACCOUNT BALANCE - ESCROW #55	.30
ACCOUNT BALANCE - ESCROW #58	184.45
ACCOUNT BALANCE - ESCROW #60	5,032.12
ACCOUNT BALANCE - ESCROW #69	1,160.93
ACCOUNT BALANCE - ESCROW #70	4,292.24
ACCOUNT BALANCE - ESCROW #72	2,321.32
ACCOUNT BALANCE - ESCROW #77	2,639.83
ACCOUNT BALANCE - ESCROW #84	781.67
ACCOUNT BALANCE - DEBT CL	183,334.48
ACCOUNT BALANCE - PAYCLEAR	194,039.82
TOTAL	1,278,258.95

TDOA ACCOUNT

TDOA

ACCOUNT BALANCE - TDOA	6,134,503.25
ACCOUNT BALANCE - MBTA	787,665.32
TOTAL	6,922,168.57

FUND NAME	**** MONTH TO DATE **** REVENUES	**** MONTH TO DATE **** EXPENSES	**** YEAR TO DATE **** REVENUES	**** YEAR TO DATE **** EXPENSES
2020 GENERAL FUND	851,973.23	1,075,618.03	879,481.11	1,796,629.26
2020 RESERVE FUNDS	.00	.00	.00	.00
2020 SHERIFF CHAPTER 59 FORFEITURE	1,211.03	.00	45.76	.00
2020 DA FORFEITURE FUND	.00	.00	.00	.00
2020 BUILDING SECURITY FUND	4,342.08	5,123.90	7,508.74	7,057.23
2020 JUSTICE COURT BLDG SECURITY	255.92	191.00	271.06	979.15
2020 DA FORFEITURE FUND	.00	.00	.00	.00
2020 ROAD & BRIDGE - PCT. 1	213,717.66	275,848.77	250,729.51	375,059.06
2020 ROAD & BRIDGE - PCT. 2	117,612.86	92,156.76	162,516.98	202,079.96
2020 ROAD & BRIDGE - PCT. 3	108,098.46	129,901.46	146,206.14	212,064.63
2020 ROAD & BRIDGE - PCT. 4	91,715.38	84,421.33	134,927.79	151,215.26
2020 ROAD & BRIDGE - GEN	4,719.71	5,276.01	9,439.67	7,462.55
2020 VICTIM COORDINATOR GRANT	.00	6,270.27	.00	10,014.17
2020 DA FORFEITURE FUND II	1,806.10	2,567.91	1,812.01	3,466.60
2020 CONSTABLE PCT #4 SEIZURE	8.04	.00	17.50	.00
2020 COUNTY LAW LIBRARY FUND	1,833.07	2,145.03	1,930.81	2,145.03
2020 COUNTY FREE LIBRARY	11,069.65	14,337.35	22,182.55	20,445.27
2020 DIGITIZE RECORDS	733.60	.00	859.02	.00
2020 SUPPLEMENTAL GUARDIANSHIP	40.28	.00	87.67	.00
2020 COUNTY CHILD ABUSE PREVENTION	198.28	.00	208.38	.00
2020 COURT RELATED PROGRAMS	.00	.00	.00	.00
2020 COUNTY & DISTRICT TECH FUND	59.13	.00	65.05	.00
2020 CAPITALCREDITSECONOMICDEVELOP	468.93	9,000.00	1,020.66	9,000.00
2020 DISTRICT CLERK TECHNOLOGY FUND	909.11	.00	931.59	.00
2020 CHAPTER 19	.00	.00	.00	.00
2020 COUNTY RECORDS FUND	984.39	175.00	1,184.08	585.00

FUND NAME	**** MONTH TO DATE **** REVENUES	EXPENSES	**** YEAR TO DATE **** REVENUES	EXPENSES
2020 COUNTY CLERK RECORDS FUND	187.06	3,115.76	407.16	3,115.76
2020 DISTRICT CLERK RECORDS FUND	522.50	.00	531.24	.00
2020 COUNTY CLERK ARCHIVE	430.26	.00	936.50	.00
2020 PERMANENT IMPROVEMENT FUND	125.59	15,900.00	369.76	15,900.00
2020 RIGHT-OF-WAY FUND	.00	.00	.00	.00
2020 TAX ANTICIPATION NOTES	.00	.00	.00	.00
2020 DEBT SERVICE FUND	81,778.00	.00	88,172.25	.00
2020 VZC INDIGENT HEALTH PROGRAM	12,275.39	7,052.92	24,358.72	10,282.63
2020 SOIL CONSERVATION DIST FUND	94.91	.00	206.58	.00
2020 APPELLATE JUSTICE SYSTEM FUND	250.00	.00	250.00	.00
2020 PAYROLL CLEARING ACCOUNT.	.00	.00	.00	.00
2020 GEN FIXED ASSETS ACCOUNT GRP	.00	.00	.00	.00
2020 LONG TERM DEBT GROUP	.00	.00	.00	.00
2020 VAN ZANDT COUNTY JAIL	222,097.42	217,462.75	427,565.44	298,934.47
2020 VAN ZANDT COUNTY SHERIFF DEPT	222,545.17	217,471.55	439,193.34	311,223.14
2020 SOLID WASTE GRANT	.00	.00	.00	.00
2020 FRUITVALE 2011 TXCDBG 710056	.00	.00	.00	.00
2020 BENWHEELERMSC 71348911131115	.00	.00	.00	.00
2020 LITTLEHOPEMOOREMSC713026081315	.00	.00	.00	.00
2020 PRETRIAL SUPERVISION	2,221.44	4,800.32	9,205.86	9,690.35
2020 COMMUNITY SUP & CORRECTIONS	58,197.45	57,778.76	159,602.15	118,359.52
2020 ADULT PROBATION CIVIL	2,031.15	1,686.82	7,553.38	3,379.29
2020 HIGH RISK SUBSTANCE ABUSE -CCP	.00	5,626.45	10,750.00	11,267.58
2020 HIGH RISK SEX OFFENDER -CCP	.00	6,586.76	11,226.00	13,193.25
2020 GRANT C COMMIT REDUCTION PROG	5,045.00	6,643.54	20,182.00	14,151.64
2020 JUVENILE PROBATION FUND	44,627.60	57,885.56	90,099.90	126,537.90

FUND NAME	**** MONTH TO DATE **** REVENUES	**** MONTH TO DATE **** EXPENSES	**** YEAR TO DATE **** REVENUES	**** YEAR TO DATE **** EXPENSES
2020 VZCJPD STATE AID GRANT	27,400.00	40,487.77	119,685.48	83,922.95
2020 VZCJPD - GRANT N	7,497.00	12,736.36	34,947.00	22,663.09
2020 D A SUPPLEMENTAL FUND	.11	2,866.01	.25	3,855.58
2020 VOICES - JUV CJD GRANT	.00	.00	12,672.11	4,206.68
2020 ETCOG RESIDENTIAL	.00	450.00	.00	1,680.48
2020 JUVENILE PROBATION INTEREST	2.15	.00	5.01	.00
2020 REGIONAL SERVICE ENHANCEMENT	.00	.00	.00	.00
2020 GRANT S	4,273.00	4,443.31	17,092.00	10,975.02
2020 MENTAL IMPAIRMENT CASELOAD	.00	.00	8,618.00	60.33
2020 INDIGENT DEFENSE GRANT	11,344.63	5,309.84	76.47	7,496.17
2020 FIRE MARSHAL	338.65	13,653.86	737.11	19,205.19
2020 TECHNOLOGY RESOURCES	.00	.00	.00	.00
2020 HAVA ELECTION GRANT	.00	.00	.00	.00
2020 GOLDEN WATER SUPPLY CORP	.00	.00	.00	.00
2020 D.A. CHECK COLLECTION FUND	223.51	361.11	240.70	481.33
2020 CONSTABLE #1 TLEOSE FUND	.00	.00	.00	.00
2020 CONSTABLE #2 TLEOSE FUND	.00	.00	.00	.00
2020 CONSTABLE #3 TLEOSE FUND	.00	.00	.00	.00
2020 CONSTABLE #4 TLEOSE FUND	.00	.00	.00	.00
2020 SHERIFF TLEOSE FUND	.00	.00	.00	120.00
2020 DA TLEOSE FUND	.00	.00	.00	.00
2020 JUSTICE COURT TECHNOLOGY FUND	1,053.20	.00	1,139.63	9,655.98
2020 CONTRIBUTION RELIEF FUND	.00	.00	.00	.00
2020 VETERAN'S MEMORIAL WALL FUND	.00	.00	.00	.00
2020 HISTORICAL COMMISSION	7.22	2,000.00	560.72	2,000.00
2020 VAN TORNADO-ASSISTANCE	.00	.00	.00	.00

FUND NAME	***** MONTH TO DATE ***** REVENUES	EXPENSES	***** YEAR TO DATE ***** REVENUES	EXPENSES
2020 FEMA - DEC 2015 STORM	.00	.00	.00	.00
2020 FEMA APRIL 2016 STORM	.00	.00	.00	.00
2020 HAZARD MITIGATION GRANT	4,037.25	3,887.00	.00	3,887.00
2020 COURTHOUSE PLANNING GRANT	.00	.00	.00	.00
2020 PRETRIAL INTERVENTION PROGRAM	1,704.44	.00	1,768.49	.00
2020 SHERIFF JUSTICE FORFEITURE FUN	21.14	.00	45.99	.00
2020 SHERIFF TREASURY FORFEITURE FU	.00	.00	.00	.00
2020 CONSTABLE PCT #1 FORFEITURE FU	.00	.00	.00	.00
2020 VOICES - JUV CJD GRANT	.00	4,865.14	.00	6,350.46
TOTAL	2,122,088.15	2,396,104.41	3,109,625.32	3,910,798.96

ACCOUNT NAME	BEGINNING CASH BALANCE	CASH RECEIPTS	CASH DISBURSEMENTS	ENDING CASH BALANCE
2020 010 GENERAL FUND				
COINS	1.00	.00	.00	1.00
CASH	336,147.24	1,096,511.11	1,223,510.05	209,148.30
RETURNED CHECK FEES	.00	.00	.00	.00
AMERICAN NATIONAL CASH	.00	.00	.00	.00
VZC JURY CASH CLEARING	3,401.00	6,138.00	6,190.00	3,349.00
VZC CHECKING DEBIT SERVICE	.00	.00	.00	.00
PETTY CASH COLLECTION-PCT. 1	100.00	.00	.00	100.00
PETTY CASH-CTY CLERK	500.00	.00	.00	500.00
PETTY CASH-DIST CLERK	400.00	.00	.00	400.00
COUNTY COURT JURY CASH	.00	.00	.00	.00
DISTRICT COURT JURY CASH	.00	.00	.00	.00
PETTY CASH-JP #1	200.00	.00	.00	200.00
PETTY CASH-JP #2	200.00	.00	.00	200.00
PETTY CASH-JP #4	200.00	.00	.00	200.00
PETTY CASH-SHERIFF	3,000.00	.00	.00	3,000.00
PETTY CASH-TAX COLLECTOR	.00	.00	.00	.00
PETTY CASH-TAX (BOAT CK ACCT)	2.70	.00	.00	2.70
PETTY CASH-TAX (BOAT CK ACCT)	1,228,135.96	78,095.15	.00	1,306,231.11
TIME DEPOSIT ON ACCOUNT	1,327.58	2.11	.00	1,329.69
MBIA MUNICIPAL INVESTORS SERV	1,573,615.48	1,180,746.37	1,229,700.05	1,524,661.80
FUND TOTALS				
2020 012 RESERVE FUNDS				
CASH	.00	.00	.00	.00
TIME DEPOSIT ON ACCOUNT	.00	.00	.00	.00
MBIA MUNICIPAL INVESTORS SERV	.00	.00	.00	.00
FUND TOTALS	.00	.00	.00	.00
2020 015 SHERIFF CHAPTER 59 FORFEITURE				
CASH	7,198.99	1,190.00	4,046.39	4,342.60
AMERICAN NATIONAL CASH	.00	.00	.00	.00
CASH-OTHER	15,241.09	21.03	.00	15,262.12
TIME DEPOSIT ON ACCOUNT	.00	.00	.00	.00
MBIA MUNICIPAL INVESTORS SERV	22,440.08	1,211.03	4,046.39	19,604.72
FUND TOTALS				
2020 016 DA FORFEITURE FUND				
CASH	.00	.00	.00	.00
D. A. ESCROW/BART ROGERS	3,102.30	.27	.00	3,102.57
D. A. ESCROW/HURST-LANE	1,820.60	.23	.00	1,820.83
D. A. ESCROW/CALE	1,171.02	.15	.00	1,171.17
D. A. ESCROW/HALL	302.35	.04	.00	302.39
D. A. ESCROW/RANDALL MOORE	3,717.21	.32	.00	3,717.53
D. A. ESCROW/TIMOTHY HENSON	556.58	.05	.00	556.63
D. A. ESCROW/	1,865.58	.09	.00	1,865.67
D. A. ESCROW/CAREN WHITE	520.37	.00	.00	520.37
D. A. ESCROW/STANLEY CRAVEN	1,019.59	.13	.00	1,019.72
D. A. ESCROW/	29,015.09	2.47	.00	29,017.56
D. A. ESCROW/CULPEPPER	651.71	.06	.00	651.77
D. A. ESCROW/	11,526.01	.98	.00	11,526.99
D. A. ESCROW/	.00	.00	.00	.00
D. A. ESCROW/	.00	.00	.00	.00
D. A. ESCROW/	.00	.00	.00	.00
D. A. ESCROW/	.00	.00	.00	.00
D. A. ESCROW/	7,188.77	.61	.00	7,189.38

ACCOUNT NAME	BEGINNING CASH BALANCE	CASH RECEIPTS	CASH DISBURSEMENTS	ENDING CASH BALANCE
2020 021 ROAD & BRIDGE - PCT. 1				
CASH	44,431.10	213,695.05	255,583.77	2,542.38
TIME DEPOSIT ON ACCOUNT	329,537.84	454.87	.00	329,992.71
MBIA MUNICIPAL INVESTORS	3.62	.01	.00	3.63
FUND TOTALS	373,972.56	214,149.93	255,583.77	332,538.72
2020 022 ROAD & BRIDGE - PCT. 2				
CASH	60,336.14	116,815.46	73,124.89	104,026.71
TIME DEPOSIT ON ACCOUNT	327,466.14	451.20	.00	327,917.34
MBIA MUNICIPAL INVESTORS	317,169.86	346.20	.00	317,516.06
FUND TOTALS	704,972.14	117,612.86	73,124.89	749,460.11
2020 023 ROAD & BRIDGE - PCT. 3				
CASH	23,543.38	107,373.38	110,847.20	20,069.56
TIME DEPOSIT ON ACCOUNT	563,582.61	776.58	.00	564,359.19
MBIA MUNICIPAL INVESTORS	65	.00	.00	65
FUND TOTALS	587,126.64	108,149.96	110,847.20	584,429.40
2020 024 ROAD & BRIDGE - PCT. 4				
CASH	102,337.25	91,334.03	62,603.92	131,067.36
TIME DEPOSIT ON ACCOUNT	276,479.73	380.77	.00	276,860.50
MBIA MUNICIPAL INVESTORS	362.41	.58	.00	362.99
FUND TOTALS	379,179.39	91,715.38	62,603.92	408,290.85
2020 026 ROAD & BRIDGE - GEN				
CASH	2,078.63	4,718.32	3,039.87	3,757.08
TIME DEPOSIT ON ACCOUNT	1,013.96	1.39	.00	1,015.35
MBIA MUNICIPAL INVESTORS	.00	.00	.00	.00
FUND TOTALS	3,092.59	4,719.71	3,039.87	4,772.43
2020 035 VICTIM COORDINATOR GRANT				
CASH	4,826.68	.00	3,636.28	8,462.96
TIME DEPOSIT ON ACCOUNT	.00	.00	.00	.00
MBIA MUNICIPAL INVESTORS	.00	.00	.00	.00
FUND TOTALS	4,826.68	.00	3,636.28	8,462.96
2020 036 DA FORFEITURE FUND II				
CASH	2,507.01	1,801.70	1,475.88	2,832.83
TIME DEPOSIT ON ACCOUNT	3,201.54	4.40	.00	3,205.94
MBIA MUNICIPAL INVESTORS	.00	.00	.00	.00
FUND TOTALS	5,708.55	1,806.10	1,475.88	6,038.77
2020 037 CONSTABLE PCT #4 SEIZURE				
CASH	760.89	.00	.00	760.89
TIME DEPOSIT ON ACCOUNT	5,839.11	8.04	.00	5,847.15
MBIA MUNICIPAL INVESTORS	.00	.00	.00	.00
FUND TOTALS	6,600.00	8.04	.00	6,608.04
2020 040 COUNTY LAW LIBRARY FUND				
CASH	6,895.80	1,750.00	2,145.03	6,500.77

ACCOUNT NAME	BEGINNING CASH BALANCE	CASH RECEIPTS	CASH DISBURSEMENTS	ENDING CASH BALANCE
2020 042 COUNTY FREE LIBRARY	6,231.67	11,069.65	9,148.16-	8,153.16
CASH		.00	.00	.00
TIME DEPOSIT ON ACCOUNT	.00	.00	.00	.00
MBIA MUNICIPAL INVESTORS SERV				
FUND TOTALS	6,231.67	11,069.65	9,148.16-	8,153.16
2020 047 DIGITIZE RECORDS	9,271.80	627.00	.00	9,898.80
CASH	77,318.96	106.60	.00	77,425.56
TIME DEPOSIT ON ACCOUNT	.00	.00	.00	.00
MBIA	.00	.00	.00	.00
FUND TOTALS	86,590.76	733.60	.00	87,324.36
2020 048 SUPPLEMENTAL GUARDIANSHIP	4,837.22	.00	.00	4,837.22
CASH	29,218.06	40.28	.00	29,258.34
TEXPOOL	34,055.28	40.28	.00	34,095.56
FUND TOTALS	64,110.56	80.56	.00	64,191.12
2020 049 COUNTY CHILD ABUSE PREVENTION	2,717.50	189.70	.00	2,907.20
CASH	6,228.73	8.58	.00	6,237.31
TIME DEPOSIT ON ACCOUNT	8,946.23	198.28	.00	9,144.51
FUND TOTALS	15,692.46	207.86	.00	15,899.32
2020 050 COURT RELATED PROGRAMS	.00	.00	.00	.00
CASH	.03	.00	.00	.03
TIME DEPOSIT ON ACCOUNT	.00	.00	.00	.00
MBIA MUNICIPAL INVESTORS SERV	.00	.00	.00	.00
FUND TOTALS	.03	.00	.00	.03
2020 052 COUNTY & DISTRICT TECH FUND	2,888.64	54.10	.00	2,942.74
CASH	3,653.76	5.03	.00	3,658.79
TIME DEPOSIT ON ACCOUNT	.00	.00	.00	.00
MBIA	6,542.40	59.13	.00	6,601.53
FUND TOTALS	10,084.80	118.26	.00	10,203.06
2020 053 CAPITALCREDITSECONOMICDEVELOP	3,507.53	.00	9,000.00-	5,492.47-
CASH	340,088.58	468.93	.00	340,557.51
TIME DEPOSIT ON ACCOUNT	343,596.11	468.93	9,000.00-	335,065.04
FUND TOTALS	683,684.64	937.86	9,000.00-	675,622.55
2020 054 DISTRICT CLERK TECHNOLOGY FUND	11,733.64	890.00	.00	12,623.64
CASH	13,865.30	19.11	.00	13,884.41
TIME DEPOSIT ON ACCOUNT	.00	.00	.00	.00
MBIA MUNICIPAL INVESTORS SERV	25,598.94	909.11	.00	26,508.05
FUND TOTALS	39,497.88	1,118.22	.00	40,616.10
2020 055 CHAPTER 19	.00	.00	.00	.00
TIME DEPOSIT ON ACCOUNT	.00	.00	.00	.00
MBIA	.00	.00	.00	.00
FUND TOTALS	.00	.00	.00	.00
2020 056 COUNTY RECORDS FUND	13,245.98	814.67	175.00-	13,885.65
CASH				

ACCOUNT NAME	BEGINNING CASH BALANCE	CASH RECEIPTS	CASH DISBURSEMENTS	ENDING CASH BALANCE
2020 057 COUNTY CLERK RECORDS FUND				
CASH	31,315.03	.00	9,391.90-	21,923.13
TIME DEPOSIT ON ACCOUNT	135,675.16	187.06	.00	135,862.22
MBIA MUNICIPAL INVESTORS SERV	.00	.00	.00	.00
FUND TOTALS	136,342.77	984.39	175.00-	137,152.16
2020 058 DISTRICT CLERK RECORDS FUND				
CASH	2,246.42	515.08	.00	2,761.50
TIME DEPOSIT ON ACCOUNT	5,390.18	7.42	.00	5,397.60
MBIA MUNICIPAL INVESTORS SERV	7,636.60	522.50	.00	8,159.10
FUND TOTALS	7,636.60	522.50	.00	8,159.10
2020 059 COUNTY CLERK ARCHIVE				
CASH	38,052.66	.00	.00	38,052.66
TIME DEPOSIT ON ACCOUNT	312,055.16	430.26	.00	312,485.42
MBIA MUNICIPAL INVESTORS SERV	350,107.82	430.26	.00	350,538.08
FUND TOTALS	350,107.82	430.26	.00	350,538.08
2020 070 PERMANENT IMPROVEMENT FUND				
CASH	70,222.15-	75,000.00	15,900.00-	11,122.15-
TIME DEPOSIT ON ACCOUNT	150,244.17	125.59	75,000.00-	75,369.76
MBIA MUNICIPAL INVESTORS SERV	.00	.00	.00	.00
FUND TOTALS	80,022.02	75,125.59	90,900.00-	64,247.61
2020 075 RIGHT-OF-WAY FUND				
CASH	.00	.00	.00	.00
TIME DEPOSIT ON ACCOUNT	.00	.00	.00	.00
MBIA MUNICIPAL INVESTORS SERV	.00	.00	.00	.00
FUND TOTALS	.00	.00	.00	.00
2020 084 TAX ANTICIPATION NOTES				
CASH	.00	.00	.00	.00
TIME DEPOSIT ON ACCOUNT	.00	.00	.00	.00
MBIA MUNICIPAL INVESTORS SERV	.00	.00	.00	.00
FUND TOTALS	.00	.00	.00	.00
2020 085 DEBT SERVICE FUND				
CASH	101,970.14	81,364.34	.00	183,334.48
TIME DEPOSIT ON ACCOUNT	7,980.85	.00	.00	7,980.85
MBIA MUNICIPAL INVESTORS SERV	159,491.26	413.66	.00	159,904.92
FUND TOTALS	269,442.25	81,778.00	.00	351,220.25
2020 087 VZC INDIGENT HEALTH PROGRAM				
CASH	10,186.91	12,083.33	8,834.56-	13,435.68
TIME DEPOSIT ON ACCOUNT	139,000.00	192.06	.00	139,192.06
MBIA MUNICIPAL INVESTORS SERV	.00	.00	.00	.00
FUND TOTALS	149,186.91	12,275.39	8,834.56-	152,627.74
2020 088 SOIL CONSERVATION DIST FUND				
CASH	8,742.01	.00	.00	8,742.01
TIME DEPOSIT ON ACCOUNT	68,838.38	94.91	.00	68,933.29
MBIA MUNICIPAL INVESTORS SERV	.00	.00	.00	.00
FUND TOTALS	77,580.39	94.91	.00	77,675.30
2020 090 APPELLATE JUSTICE SYSTEM FUND				
CASH	420.35	250.00	.00	670.35

ACCOUNT NAME	BEGINNING CASH BALANCE	CASH RECEIPTS	CASH DISBURSEMENTS	ENDING CASH BALANCE
2020 095 PAYROLL CLEARING ACCOUNT.				
CASH	194,039.82	.00	.00	194,039.82
MBIA MUNICIPAL INVESTORS SERV	.00	.00	.00	.00
FUND TOTALS	194,039.82	.00	.00	194,039.82
2020 096 GEN FIXED ASSETS ACCOUNT GRP				
MBIA MUNICIPAL INVESTORS SERV	.00	.00	.00	.00
FUND TOTALS	.00	.00	.00	.00
2020 097 LONG TERM DEBT GROUP				
MBIA MUNICIPAL INVESTORS SERV	.00	.00	.00	.00
FUND TOTALS	.00	.00	.00	.00
2020 131 VAN ZANDT COUNTY JAIL				
CASH	64,958.71-	222,097.42	197,855.03-	40,716.32-
MEDICARE PAYABLE	.00	.00	.00	.00
VOUCHERS PAYABLE	.00	.00	.00	.00
TIME DEPOSIT ON ACCOUNT	473,500.00	.00	.00	473,500.00
MBIA MUNICIPAL INVESTORS SERV	.00	.00	.00	.00
FUND TOTALS	408,541.29	222,097.42	197,855.03-	432,783.68
2020 132 VAN ZANDT COUNTY SHERIFF DEPT				
CASH	88,396.14-	228,442.17	137,997.07-	2,048.96
TIME DEPOSIT ON ACCOUNT	437,000.00	.00	.00	437,000.00
MBIA MUNICIPAL INVESTORS SERV	.00	.00	.00	.00
FUND TOTALS	348,603.86	228,442.17	137,997.07-	439,048.96
2020 145 SOLID WASTE GRANT				
CASH	203.03	.00	.00	203.03
TIME DEPOSIT ON ACCOUNT	.00	.00	.00	.00
FUND TOTALS	203.03	.00	.00	203.03
2020 400 FRUITVALE 2011 TXCDBG 710056				
CASH	.00	.00	.00	.00
WATER GRANT CASH	.00	.00	.00	.00
FUND TOTALS	.00	.00	.00	.00
2020 401 BENWHEELERMSC 71348911131115				
FUND TOTALS	.00	.00	.00	.00
2020 402 LITTLEHOPEMOOREMSC713026081315				
CASH	.00	.00	.00	.00
WATER GRANT CASH	.00	.00	.00	.00
FUND TOTALS	.00	.00	.00	.00
2020 540 PRETRIAL SUPERVISION				
CASH	6,431.90	2,037.00	3,217.76-	5,251.14
TDOA	133,604.08	184.44	.00	133,788.52
FUND TOTALS	140,035.98	2,221.44	3,217.76-	139,039.66
2020 541 COMMUNITY SUP & CORRECTIONS				
CASH	21,524.87	41,706.41	38,083.66-	25,147.62
PETTY CASH	100.00	.00	.00	100.00

ACCOUNT NAME	BEGINNING CASH BALANCE	CASH RECEIPTS	CASH DISBURSEMENTS	ENDING CASH BALANCE
2020 542 ADULT PROBATION CIVIL	390,050.26	42,215.03	38,083.66	394,181.63
CASH	4,913.16	1,470.00	1,072.63	5,310.53
TDOA	50,761.56	70.07	.00	50,831.63
MBIA	308,056.30	491.08	.00	308,547.38
FUND TOTALS	363,731.02	2,031.15	1,072.63	364,689.54
2020 543 HIGH RISK SUBSTANCE ABUSE -CCP	3,730.10	.00	3,481.81	248.29
CASH	.00	.00	.00	.00
TIME DEPOSIT ON ACCOUNT	.00	.00	.00	.00
MBIA MUNICIPAL INVESTORS SERV	.00	.00	.00	.00
FUND TOTALS	3,730.10	.00	3,481.81	248.29
2020 544 HIGH RISK SEX OFFENDER -CCP	2,939.67	.00	4,122.61	1,182.94
CASH	.00	.00	.00	.00
TIME DEPOSIT ON ACCOUNT	.00	.00	.00	.00
MBIA MUNICIPAL INVESTORS SERV	.00	.00	.00	.00
FUND TOTALS	2,939.67	.00	4,122.61	1,182.94
2020 545 GRANT C COMMIT REDUCTION PROG	5,928.25	5,045.00	3,868.51	7,104.74
CASH	5,928.25	5,045.00	3,868.51	7,104.74
FUND TOTALS	5,928.25	5,045.00	3,868.51	7,104.74
2020 546 JUVENILE PROBATION FUND	1,295.99	44,827.60	39,322.20	4,209.41
CASH	.00	.00	.00	.00
TIME DEPOSIT ON ACCOUNT	.00	.00	.00	.00
MBIA MUNICIPAL INVESTORS SERV	.00	.00	.00	.00
FUND TOTALS	1,295.99	44,827.60	39,322.20	4,209.41
2020 547 VZCJPD STATE AID GRANT	28,659.11	27,400.00	26,367.87	29,691.24
CASH	.00	.00	.00	.00
TIME DEPOSIT ON ACCOUNT	.00	.00	.00	.00
MBIA MUNICIPAL INVESTORS SERV	.00	.00	.00	.00
FUND TOTALS	28,659.11	27,400.00	26,367.87	29,691.24
2020 549 VZCJPD - GRANT N	20,682.98	7,497.00	10,973.96	17,206.02
CASH	.00	.00	.00	.00
TIME DEPOSIT ON ACCOUNT	.00	.00	.00	.00
MBIA MUNICIPAL INVESTORS SERV	.00	.00	.00	.00
FUND TOTALS	20,682.98	7,497.00	10,973.96	17,206.02
2020 550 D A SUPPLEMENTAL FUND	4,004.59	.00	1,637.61	2,366.98
CASH	91.72	.11	.00	91.83
TIME DEPOSIT ON ACCOUNT	.00	.00	.00	.00
MBIA MUNICIPAL INVESTORS SERV	.00	.00	.00	.00
FUND TOTALS	4,096.31	.11	1,637.61	2,458.81
2020 551 VOICES - JUV CJD GRANT	2,166.83	.00	1.20	2,168.03
VOICES - CJD JUV GRANT	2,166.83	.00	1.20	2,168.03
TIME DEPOSIT ON ACCOUNT	.00	.00	.00	.00
FUND TOTALS	2,166.83	.00	1.20	2,168.03
2020 552 ETCOG RESIDENTIAL	2,707.51	.00	450.00	3,157.51
CASH	2,707.51	.00	450.00	3,157.51

ACCOUNT NAME	BEGINNING CASH BALANCE	CASH RECEIPTS	CASH DISBURSEMENTS	ENDING CASH BALANCE
2020 555 JUVENILE PROBATION INTEREST	70.15	2.15	.00	72.30
CASH	23,812.80	.00	.00	23,812.80
TIME DEPOSIT ON ACCOUNT	.00	.00	.00	.00
MBIA MUNICIPAL INVESTORS SERV	23,882.95	2.15	.00	23,885.10
FUND TOTALS				
2020 556 REGIONAL SERVICE ENHANCEMENT	.00	.00	.00	.00
CASH	.00	.00	.00	.00
FUND TOTALS				
2020 558 GRANT S	5,770.25	4,273.00	3,691.63	6,351.62
CASH	5,770.25	4,273.00	3,691.63	6,351.62
FUND TOTALS				
2020 559 MENTAL IMPAIRMENT CASELOAD	8,557.67	.00	.00	8,557.67
CASH	8,557.67	.00	.00	8,557.67
TIME DEPOSIT ON ACCOUNT	.00	.00	.00	.00
MBIA MUNICIPAL INVESTORS SERV	.00	.00	.00	.00
FUND TOTALS	8,557.67	.00	.00	8,557.67
2020 565 INDIGENT DEFENSE GRANT	13,458.29	11,309.50	3,081.77	21,686.02
CASH	25,483.89	35.13	.00	25,519.02
TIME DEPOSIT ON ACCOUNT	38,942.18	11,344.63	3,081.77	47,205.04
FUND TOTALS				
2020 567 FIRE MARSHAL	38,906.17	.00	18,192.95	20,713.22
CASH	245,606.10	338.65	.00	245,944.75
TDOA	284,512.27	338.65	18,192.95	266,657.97
FUND TOTALS				
2020 568 TECHNOLOGY RESOURCES	.00	.00	.00	.00
CASH	.00	.00	.00	.00
TIME DEPOSIT ON ACCOUNT	.00	.00	.00	.00
FUND TOTALS	.00	.00	.00	.00
2020 569 HAVA ELECTION GRANT	15,359.98	.00	.00	15,359.98
CASH	15,359.98	.00	.00	15,359.98
FUND TOTALS				
2020 570 GOLDEN WATER SUPPLY CORP	.00	.00	.00	.00
GOLDEN WATER TDHCA 726216	.00	.00	.00	.00
MBIA MUNICIPAL INVESTORS SERVI	.00	.00	.00	.00
FUND TOTALS	.00	.00	.00	.00
2020 580 D.A. CHECK COLLECTION FUND	3,459.07	208.90	210.20	3,457.77
CASH	10,597.81	14.61	.00	10,612.42
TIME DEPOSIT ON ACCOUNT	.00	.00	.00	.00
MBIA MUNICIPAL INVESTORS SERV	14,056.88	223.51	210.20	14,070.19
FUND TOTALS				
2020 591 CONSTABLE #1 TLEOSE FUND	1,849.26	.00	.00	1,849.26
CASH	.49	.00	.00	.49
CASH - CITIZENS NATIONAL	.00	.00	.00	.00
TDOA	.00	.00	.00	.00
MBIA MUNICIPAL INVESTORS SERV	.00	.00	.00	.00

ACCOUNT NAME	BEGINNING CASH BALANCE	CASH RECEIPTS	CASH DISBURSEMENTS	ENDING CASH BALANCE
2020 592 CONSTABLE #2 TLEOSE FUND	1,728.56	.00	.00	1,728.56
CASH OTHER	.00	.00	.00	.00
MBIA MUNICIPAL INVESTORS SERV	.00	.00	.00	.00
FUND TOTALS	1,728.56	.00	.00	1,728.56
2020 593 CONSTABLE #3 TLEOSE FUND	1,359.92	.00	.00	1,359.92
CASH OTHER - CITY NATIONAL	3,738.50	.00	.00	3,738.50
MBIA MUNICIPAL INVESTORS SERV	.00	.00	.00	.00
FUND TOTALS	5,098.42	.00	.00	5,098.42
2020 594 CONSTABLE #4 TLEOSE FUND	4,947.84	.00	.00	4,947.84
CASH	.00	.00	.00	.00
TIME DEPOSIT ON ACCOUNT	.00	.00	.00	.00
MBIA MUNICIPAL INVESTORS SERV	.00	.00	.00	.00
FUND TOTALS	4,947.84	.00	.00	4,947.84
2020 595 SHERIFF TLEOSE FUND	8,192.97	.00	.00	8,192.97
CASH	.00	.00	.00	.00
MBIA MUNICIPAL INVESTORS SERV	.00	.00	.00	.00
FUND TOTALS	8,192.97	.00	.00	8,192.97
2020 596 DA TLEOSE FUND	1,613.10	.00	.00	1,613.10
CASH	.00	.00	.00	.00
MBIA MUNICIPAL INVESTORS SERV	.00	.00	.00	.00
FUND TOTALS	1,613.10	.00	.00	1,613.10
2020 600 JUSTICE COURT TECHNOLOGY FUND	6,013.11	986.64	.00	6,999.75
CASH	48,292.07	66.56	.00	48,358.63
TIME DEPOSIT ON ACCOUNT	.00	.00	.00	.00
MBIA MUNICIPAL INVESTORS SERV	.00	.00	.00	.00
FUND TOTALS	54,305.18	1,053.20	.00	55,358.38
2020 800 CONTRIBUTION RELIEF FUND	.00	.00	.00	.00
CASH	16,082.93	.00	.00	16,082.93
TIME DEPOSIT ON ACCOUNT	.00	.00	.00	.00
FUND TOTALS	16,082.93	.00	.00	16,082.93
2020 802 VETERAN'S MEMORIAL WALL FUND	.00	.00	.00	.00
CASH	.00	.00	.00	.00
TIME DEPOSIT ON ACCOUNT	.00	.00	.00	.00
FUND TOTALS	.00	.00	.00	.00
2020 803 HISTORICAL COMMISSION	3,663.87	.00	2,000.00	1,663.87
HISTORICAL COMMISSION CASH	5,244.45	7.22	.00	5,251.67
TIME DEPOSIT ON ACCOUNT	8,908.32	7.22	2,000.00	6,915.54
FUND TOTALS	16,816.64	14.44	2,000.00	14,831.08
2020 804 VAN TORNADO-ASSISTANCE	.00	.00	.00	.00
VAN TORNADO-ASSISTANCE-CASH	.00	.00	.00	.00
VTRASST-TIME DEPOSITON ACCOUNT	.00	.00	.00	.00
FUND TOTALS	.00	.00	.00	.00
2020 805 FEMA - DEC 2015 STORM	.00	.00	.00	.00
CASH	.00	.00	.00	.00

ACCOUNT NAME	BEGINNING CASH BALANCE	CASH RECEIPTS	CASH DISBURSEMENTS	ENDING CASH BALANCE
2020 806 FEMA APRIL 2016 STORM	.00	.00	.00	.00
CASH	.00	.00	.00	.00
TIME DEPOSIT ON ACCOUNT	.00	.00	.00	.00
FUND TOTALS	.00	.00	.00	.00
2020 807 HAZARD MITIGATION GRANT	35,364.50-	4,037.25	3,887.00-	35,214.25-
CASH	.00	.00	.00	.00
TIME DEPOSIT ON ACCOUNT	.00	.00	.00	.00
MBIA MUNICIPAL INVESTORS SERV	.00	.00	.00	.00
FUND TOTALS	35,364.50-	4,037.25	3,887.00-	35,214.25-
2020 808 COURTHOUSE PLANNING GRANT	.00	.00	.00	.00
CASH	.00	.00	.00	.00
WATER GRANT CASH	.00	.00	.00	.00
FUND TOTALS	.00	.00	.00	.00
2020 809 PRETRIAL INTERVENTION PROGRAM	7,600.00	1,650.00	.00	9,250.00
CASH	39,485.64	54.44	.00	39,540.08
TIME DEPOSIT ON ACCOUNT	477,085.64	1,704.44	.00	481,790.08
FUND TOTALS	2,614.14	21.14	.00	2,614.14
2020 810 SHERIFF JUSTICE FORFEITURE FUN	15,320.40	.00	.00	15,341.54
CASH	17,934.54	.00	.00	17,955.68
TIME DEPOSIT ON ACCOUNT	.00	.00	.00	.00
FUND TOTALS	.00	.00	.00	.00
2020 811 SHERIFF TREASURY FORFEITURE FU	.00	.00	.00	.00
CASH	.00	.00	.00	.00
TIME DEPOSIT ON ACCOUNT	.00	.00	.00	.00
FUND TOTALS	.00	.00	.00	.00
2020 812 CONSTABLE PCT #1 FORFEITURE FU	500.00	.00	.00	500.00
CASH	.00	.00	.00	.00
TIME DEPOSIT ON ACCOUNT	.00	.00	.00	.00
FUND TOTALS	500.00	.00	.00	500.00
2020 813 VOICES - JUV CJD GRANT	2,812.30-	.00	3,091.25-	5,903.55-
VOICES - CJD JUV GRANT	.00	.00	.00	.00
TIME DEPOSIT ON ACCOUNT	2,812.30-	.00	3,091.25-	5,903.55-
FUND TOTALS	8,078,111.31	2,516,829.34	2,386,071.42-	8,208,869.23
GRAND TOTALS				

ACCOUNT NUMBER	ACCOUNT NAME	DATE	AMDMT NUMBER	OLD BUDGET AMOUNT	AMENDED BUDGET AMOUNT	AMOUNT OF CHANGE	DESCRIPTION	CLK
2020 010-409-402	CONTRACT SERVICES	10/30/2019	200007	370,000.00	7,000.00	7,000.00	LINE ITEM TRANSFER	MK
2020 010-409-800	CONTINGENCY	10/30/2019	200007	370,000.00	7,000.00	7,000.00	LINE ITEM TRANSFER	MK
EXPENDITURES - NON DEPARTMENT			TOTAL AMENDMENTS	2	363,000.00	.00		
2020 010-503-572	OFFICE EQUIPMENT	11/27/2019	200011	77,000.00	76,923.91	76.09	LINE ITEM TRANSFER	MK
2020 010-503-588	FINANCING LEASE IN	11/27/2019	200011	1,018.00	1,025.59	7.59	LINE ITEM TRANSFER	MK
2020 010-503-589	EQUIPMENT PAYMENTS	11/27/2019	200011	31,764.39	31,832.89	68.50	LINE ITEM TRANSFER	MK
EXPENDITURES-DATA PROCESSING			TOTAL AMENDMENTS	3	83,822.89	.00		
2020 021-380-200	FINANCING ISSURANC	10/17/2019	200006	.00	120,970.00	120,970.00	INCREASE REVENUE & EXPENSE	MK
TOTAL AMENDMENTS				1	120,970.00	120,970.00		
2020 021-621-571	EQUIPMENT PURCHASE	10/17/2019	200006	50,000.00	170,970.00	120,970.00	INCREASE REVENUE & EXPENSE	MK
EXPENDITURES - R & B PCT.1			TOTAL AMENDMENTS	1	170,970.00	120,970.00		
2020 022-622-335	ROAD & BRIDGE WATE	10/10/2019	200005	1,276,523.00	1,269,523.00	7,000.00	LINE ITEM TRANSFER	MK
2020 022-622-461	MACHINERY RENTAL	10/10/2019	200005	200005	7,000.00	7,000.00	LINE ITEM TRANSFER	MK
EXPENDITURES - R & B PCT.2			TOTAL AMENDMENTS	2	7,000.00	.00		
2020 023-623-335	ROAD & BRIDGE WATE	10/02/2019	200003	857,232.00	807,232.00	50,000.00	BUDGET CORRECTION	MK
2020 023-623-402	CONTRACT SERVICES	10/02/2019	200003	3,500.00	53,500.00	50,000.00	BUDGET CORRECTION	MK
EXPENDITURES - R & B PCT.3			TOTAL AMENDMENTS	2	860,732.00	.00		
2020 024-624-335	ROAD & BRIDGE WATE	12/11/2019	200014	767,779.00	737,779.00	30,000.00	LINE ITEM TRANSFER - EQUIP	MK
2020 024-624-571	EQUIPMENT PURCHASE	11/27/2019	200014	200014	200,000.00	200,000.00	LINE ITEM TRANSFER - EQUIP	MK
2020 024-624-571	EQUIPMENT PURCHASE	12/11/2019	200014	200,000.00	230,000.00	30,000.00	LINE ITEM TRANSFER - EQUIP	MK
2020 024-624-800	CONTINGENCY	11/27/2019	200011	200,000.00	200,000.00	200,000.00	LINE ITEM TRANSFER - EQUIP	MK
EXPENDITURES - PCT.4			TOTAL AMENDMENTS	4	737,779.00	.00		
2020 131-512-312	OFFICE SUPPLIES -	10/02/2019	200004	2,000.00	7,000.00	5,000.00	BUDGET CORRECTION	MK
2020 131-512-339	UNIFORMS	11/27/2019	200012	5,500.00	13,500.00	8,000.00	LINE ITEM TRANSFER	MK
2020 131-512-402	CONTRACT SERVICES	11/27/2019	200012	250,000.00	242,000.00	8,000.00	LINE ITEM TRANSFER	MK
EXPENDITURES - VZC JAIL			TOTAL AMENDMENTS	3	257,500.00	5,000.00		
2020 541-344-104	DRUG TESTING	11/19/2019	200009	.00	21,000.00	21,000.00	LINE ITEM TRANS - ADULT BAI	MK
2020 541-344-105	GLOBAL POSITIONING	11/19/2019	200009	21,000.00	.00	21,000.00	LINE ITEM TRANS - ADULT BAI	MK
TOTAL AMENDMENTS				2	21,000.00	.00		
2020 544-574-419	PROFESSIONAL FEES	11/19/2019	200010	337.00	337.00	337.00	LINE ITEM TRANS - ADULT BAI	MK
2020 544-574-572	EQUIPMENT	11/19/2019	200010	2,000.00	.00	2,000.00	LINE ITEM TRANS - ADULT BAI	MK
EXPENDITURES - OFFENDER			TOTAL AMENDMENTS	2	2,337.00	.00		
2020 547-333-114	GRANT R - ALLOCATI	10/31/2019	200008	7,812.00	7,812.50	.50	JUVENILE BA #3	MK
TOTAL AMENDMENTS				1	7,812.50	.50		
2020 547-581-412	NON RESIDENTIAL SRV	09/18/2019	200002	.00	4,960.00	4,960.00	JUV GRANT R INCREASE	MK
2020 547-581-414	MH COUNSELLING - R	10/31/2019	200008	7,812.00	7,812.50	.50	JUVENILE BA #3	MK
EXPENDITURES - TJCP PROBATION			TOTAL AMENDMENTS	2	12,772.50	.00		
2020 547-587-411	RESIDENTIAL SERVIC	09/18/2019	200001	.00	1,017.48	1,017.48	JUV GRANT A INCREASE	MK
EXPENDITURES - TJCP RESIDENTIA			TOTAL AMENDMENTS	1	1,017.48	1,017.48		
2020 556-333-118	GRANT PROCEEDS	12/11/2019	200015	.00	83,593.00	83,593.00	JUV BA #4	MK
TOTAL AMENDMENTS				1	83,593.00	83,593.00		

12/20/2019 11:24

REPORT OF GENERAL LEDGER AMENDMENTS

ACCOUNT NUMBER	ACCOUNT NAME	DATE	AMDMT NUMBER	OLD BUDGET AMOUNT	AMENDED BUDGET AMOUNT	AMOUNT OF CHANGE	DESCRIPTION	CLK
2020 556-582-103	SALARIES - EMPLOYEE	12/11/2019	200015	.00	24,319.00	24,319.00	JUV BA #4	MK
2020 556-582-411	PROGRAM OR SERVICE	12/11/2019	200015	.00	57,200.00	57,200.00	JUV BA #4	MK
2020 556-582-572	EQUIPMENT	12/11/2019	200015	.00	2,074.00	2,074.00	JUV BA #4	MK
	TOTAL AMENDMENTS		3		TOTAL CHANGES	83,593.00		



P.O. Box 3188 • Longview, Texas 75606 • 903-237-5500
MEMBER FDIC EQUAL HOUSING LENDER



Return Service Requested

Date 11/29/19
PRIMARY ACCOUNT
ENCLOSURES

Page 1
390



TXBT TREASURER OF VAN ZANDT COUNTY
FINANCIAL CLEARING
121 E DALLAS RM 101
CANTON TX 75103-1496

C H E C K I N G A C C O U N T

PUBLIC FUNDS CHECKING		NUMBER OF ENCLOSURES	390
ACCOUNT NUMBER	[REDACTED]	Statement Dates	11/01/19 thru 12/01/19
PREVIOUS BALANCE	1,597,788.57	DAYS IN STATEMENT PERIOD	31
21 DEPOSITS	1,787,555.02	AVERAGE LEDGER	1,711,256.52
410 CHECKS/DEBITS	2,191,475.62	AVERAGE COLLECTED	1,706,733.12
SERVICE CHARGE	.00		
INTEREST PAID	.00		
CURRENT BALANCE	1,193,867.97		

D E P O S I T S A N D O T H E R C R E D I T S

Date	Description	Amount
11/01	REF WHEEL LOADER & GRAPPLE	120,970.00
	WIRE TRANSFER CREDIT	
	SOUTHSIDE BANK	
11/04	INV-PAYMTS COMP JUDICIARY	480.00
	CTX	
11/05	PAY VZ CO APPRAISAL	163,692.26
	PPD	
11/05	PAY VZ CO APPRAISAL	1,027,782.01
	PPD	
11/05	DEPOSIT	76,381.24
11/06	INV-PAYMTS TX DIV EMER MGMT	4,037.25
	CTX	
11/07	DEPOSIT	75,410.14
11/08	INV-PAYMTS HEALTH HUMAN SVC	18.00
	CTX	
11/13	INV-PAYMTS TX AGRICULTURE	2,122.60
	CTX	
11/13	INV-PAYMTS OFC COURT ADMIN	11,309.50
	CTX	
11/14	DEPOSIT	102,315.24
11/15	DEPOSIT	31,334.10
11/19	INV-PAYMTS COMP JUDICIARY	4,862.00
	CTX	
11/19	DEPOSIT	22,338.56
11/21	INV-PAYMTS JUVENILE JUSTICE	44,215.00
	CTX	

NOTICE: SEE REVERSE SIDE FOR IMPORTANT INFORMATION

011628



TXBT-022-011560-001-021-191130 011628 X02
75103149626



Date 11/29/19
 PRIMARY ACCOUNT
 ENCLOSURES

Page 2
 [REDACTED]
 390

TREASURER OF VAN ZANDT COUNTY
 FINANCIAL CLEARING
 121 E DALLAS RM 101
 CANTON TX 75103

PUBLIC FUNDS CHECKING [REDACTED] (Continued)

DEPOSITS AND OTHER CREDITS

Date	Description	Amount
11/21	Trsf from Jury clearing	644.00
	Jury Transfer - o/s cks 2019	
	Confirmation number 1121190024	
11/21	DEPOSIT	34,206.91
11/22	DEPOSIT	707.00
11/26	INV-PAYMTS FAMILY PROTCT SV	2,307.63
	CTX	
11/26	DEPOSIT	252.16
11/27	DEPOSIT	62,169.42

WITHDRAWALS AND OTHER DEBITS

Date	Description	Amount
11/01	FLEET DEBI WEX INC	11,871.73-
	CCD 9100000739575	
11/01	USATAXPYMT IRS	65,340.08-
	CCD 220970513794867	
11/04	CHILDSUPP Texas SDU	1,320.62-
	CCD 193050001321622	
11/04	PAYMENTS NATIONWIDE	2,925.00-
	PPD	
11/05	INSURANCE AFLAC	8,041.18-
	CCD 0XH48834935	
11/07	Transf to Debt Services	81,364.34-
	debt service transfer	
	Confirmation number 1107190029	
11/07	Transf to Jury Clearing	920.00-
	Jury checks	
	Confirmation number 1107190046	
11/08	Transf to Jury Clearing	1,590.00-
	Jury checks	
	Confirmation number 1108190042	
11/14	REF: VAN ZANDT COUNTY CSCD 023	4,140.23-
	WIRE TRANSFER DEBIT	
	TDCJ	
11/14	Transf to Jury Clearing	1,596.00-
	Jury Checks	
	Confirmation number 1114190056	

TXBT-022-011560-001-021-191130 011628 X02

TREASURER OF VAN ZANDT COUNTY
FINANCIAL CLEARING
121 E DALLAS RM 101
CANTON TX 75103

PUBLIC FUNDS CHECKING

[REDACTED] (Continued)

WITHDRAWALS AND OTHER DEBITS

Date	Description	Amount
11/14	Transf to Payroll clearing Payroll 11/15/19 Confirmation number 1114190109	223,597.43-
11/14	Transf to Payroll clearing Payroll 11/15/19 Live ck#25418 Confirmation number 1114190133	31.12-
11/15	USATAXPYMT IRS CCD 220971950627759	5.58-
11/15	RECEIVABLE TEXAS COUNTY DRS CCD 0333	33.80-
11/15	PAYMENTS NATIONWIDE PPD	2,925.00-
11/15	USATAXPYMT IRS CCD 220971902575202	62,985.43-
11/15	RECEIVABLE TEXAS COUNTY DRS CCD 0333	94,238.17-
11/18	CHILDSUPP Texas SDU CCD 193190001338670	1,393.54-
11/21	Transf to Jury clearing Jury checks Confirmation number 1121190067	1,388.00-
11/26	Transf to Payroll clearing Payroll 11/27/2019 Confirmation number 1126190039	231,077.54-
11/26	Transf to Payroll clearing Live PR CK 25456 Confirmation number 1126190098	143.77-
11/27	Transf to Payroll clearing Live PR ck 25457 Confirmation number 1127190090	732.24-
11/27	USATAXPYMT IRS CCD 220973161843036	25.76-
11/27	PAYMENT VISA \WEB	783.21-
11/27	PAYMENTS NATIONWIDE PPD	2,925.00-
11/27	USATAXPYMT IRS CCD 220973124017911	68,289.40-
11/29	USATAXPYMT IRS CCD 220973355075720	176.77-



Date 11/29/19
 PRIMARY ACCOUNT
 ENCLOSURES

Page 4
 [REDACTED]
 390

TREASURER OF VAN ZANDT COUNTY
 FINANCIAL CLEARING
 121 E DALLAS RM 101
 CANTON TX 75103

PUBLIC FUNDS CHECKING [REDACTED] (Continued)

WITHDRAWALS AND OTHER DEBITS

Date	Description	Amount
11/29	PAYMENT BANKCARD	2,339.64-
	\TEL	
11/29	INSURANCE AFLAC CCD OXH48224104	7,842.00-

CHECKS IN NUMERICAL ORDER

Date	Check No	Amount	Date	Check No	Amount
11/01	67001	20.00	11/06	68593	50.92
11/01	67516*	26.00	11/06	68595*	41.96
11/01	67900*	52.59	11/01	68596	565.53
11/25	67965*	300.00	11/01	68598*	50.00
11/20	68247*	1,555.56	11/04	68599	240.97
11/18	68248	600.53	11/05	68600	170.62
11/13	68262*	421.74	11/05	68601	955.04
11/06	68265*	439.66	11/04	68602	37.32
11/01	68282*	7.00	11/04	68603	124.55
11/05	68322*	15,905.23	11/01	68604	549.88
11/06	68351*	31,003.50	11/06	68606*	187.75
11/13	68406*	150.00	11/01	68608*	285.00
11/13	68407	150.00	11/04	68609	900.00
11/13	68408	445.05	11/06	68610	99.00
11/06	68409	462.30	11/01	68611	4,372.67
11/13	68430*	500.00	11/05	68612	500.00
11/05	68441*	428.00	11/07	68613	21.99
11/05	68442	373.00	11/07	68614	31.05
11/18	68452*	120.00	11/07	68615	162.50
11/01	68470*	119.26	11/04	68616	6,978.43
11/01	68492*	76.11	11/05	68617	500.00
11/05	68499*	343.00	11/12	68618	27.00
11/05	68519*	500.00	11/05	68619	229.57
11/01	68522*	11.00	11/13	68620	975.00
11/26	68537*	605.00	11/05	68621	38.48
11/15	68578*	518.96	11/05	68622	217.28
11/25	68579	735.46	11/05	68623	68.25
11/06	68590*	3,591.36	11/05	68624	770.64
11/06	68591	441.40	11/08	68625	105.00
11/06	68592	12,588.22	11/15	68626	1,199.35

* Indicates break in check number sequence

TXBT-022-011560-001-021-191130 011628 X02

TREASURER OF VAN ZANDT COUNTY
FINANCIAL CLEARING
121 E DALLAS RM 101
CANTON TX 75103

PUBLIC FUNDS CHECKING

[REDACTED] (Continued)

CHECKS IN NUMERICAL ORDER

Date	Check No	Amount	Date	Check No	Amount
11/08	68627	1,550.00	11/14	68667	315.00
11/06	68628	80.52	11/04	68668	73.17
11/06	68629	120.00	11/06	68669	750.00
11/04	68630	507.64	11/05	68670	150.68
11/08	68631	130.50	11/05	68671	79.71
11/04	68632	171.60	11/01	68672	2,544.00
11/14	68633	315.00	11/05	68673	750.00
11/07	68634	10,305.45	11/06	68674	1,963.03
11/05	68635	179.59	11/04	68675	72.00
11/06	68636	395.78	11/06	68676	229.82
11/08	68637	37.71	11/07	68677	460.89
11/08	68638	154.44	11/01	68678	45.00
11/08	68639	109.80	11/04	68679	222.49
11/01	68640	17,695.51	11/05	68680	800.00
11/05	68641	18.00	11/12	68681	5,383.00
11/13	68642	530.44	11/13	68682	4,522.15
11/13	68643	151.00	11/20	68683	552.92
11/06	68644	45.60	11/06	68684	1,087.02
11/25	68645	1,297.05	11/07	68686*	120.00
11/06	68646	10.00	11/06	68687	1,040.00
11/07	68647	46.68	11/05	68688	1,200.00
11/04	68648	120.00	11/04	68689	95.44
11/12	68649	550.00	11/05	68690	95.00
11/01	68651*	736.39	11/01	68691	13,034.92
11/06	68652	510.00	11/05	68692	1,014.00
11/01	68653	938.51	11/06	68693	280.00
11/13	68654	31.42	11/04	68694	98.55
11/12	68655	26,938.79	11/05	68695	86,136.50
11/07	68656	390.00	11/05	68696	720.00
11/12	68657	6,575.00	11/05	68697	246.33
11/05	68658	500.00	11/12	68698	114.00
11/06	68659	513.14	11/04	68699	2,940.00
11/12	68660	201.65	11/04	68700	115.25
11/07	68661	217.77	11/26	68701	22.75
11/05	68662	2,084.66	11/04	68702	2,550.00
11/07	68663	204.15	11/08	68703	22,137.00
11/05	68664	3,500.00	11/07	68704	632.00
11/06	68665	4,441.44	11/05	68705	47.32
11/06	68666	105.00	11/04	68706	4,949.81

* Indicates break in check number sequence



Date 11/29/19
 PRIMARY ACCOUNT
 ENCLOSURES

Page 6
 [REDACTED]
 390

TREASURER OF VAN ZANDT COUNTY
 FINANCIAL CLEARING
 121 E DALLAS RM 101
 CANTON TX 75103

PUBLIC FUNDS CHECKING [REDACTED] (Continued)

CHECKS IN NUMERICAL ORDER

Date	check No	Amount	Date	check No	Amount
11/05	68707	978.97	11/13	68749	123,561.76
11/07	68708	764.87	11/07	68750	1,101.45
11/06	68709	305.12	11/13	68751	39.55
11/04	68710	3,827.90	11/14	68752	42.14
11/04	68711	2,070.16	11/18	68753	6,044.57
11/05	68712	3,613.37	11/14	68754	621.25
11/08	68713	349.90	11/14	68756*	277.00
11/05	68714	350.00	11/14	68757	150.00
11/06	68715	1,400.00	11/13	68758	1,426.77
11/06	68716	350.00	11/13	68759	560.52
11/18	68717	350.00	11/13	68760	30.80
11/06	68718	608.25	11/13	68761	427.62
11/06	68719	428.15	11/13	68762	1,785.06
11/06	68720	240.49	11/14	68763	65.87
11/05	68721	3,500.00	11/21	68764	99.90
11/08	68722	1,350.00	11/19	68765	5,542.50
11/06	68723	106.65	11/18	68766	136.00
11/01	68724	23.82	11/12	68767	17.31
11/06	68725	350.00	11/14	68768	369.42
11/05	68726	15,763.00	11/14	68769	1,149.00
11/05	68727	102,910.62	11/15	68770	25.96
11/15	68728	560.00	11/20	68771	350.00
11/05	68730*	1,008.00	11/15	68772	450.00
11/14	68731	600.00	11/14	68773	120.80
11/18	68732	50.00	11/20	68774	450.00
11/01	68734*	239.00	11/13	68775	432.53
11/06	68735	2,262.00	11/13	68776	50.00
11/07	68736	850.00	11/13	68777	53.87
11/05	68737	1,129.21	11/19	68778	2,227.50
11/06	68738	114.02	11/13	68779	270.63
11/07	68739	2,145.03	11/18	68780	189.63
11/05	68741*	14,084.27	11/15	68782*	86.25
11/12	68742	750.00	11/13	68783	200.00
11/05	68743	62,609.77	11/15	68784	550.00
11/12	68744	512.86	11/15	68785	707.54
11/06	68745	593.50	11/14	68786	295.00
11/06	68746	87,568.74	11/21	68787	225.60
11/06	68747	32,611.29	11/15	68788	4,812.50
11/08	68748	5,228.61	11/15	68789	85.62

* Indicates break in check number sequence

TXBT-022-011560-001-021-191130 011628 X02

TREASURER OF VAN ZANDT COUNTY
FINANCIAL CLEARING
121 E DALLAS RM 101
CANTON TX 75103

PUBLIC FUNDS CHECKING

[REDACTED] (Continued)

CHECKS IN NUMERICAL ORDER

Date	Check No	Amount	Date	Check No	Amount
11/18	68790	1,322.04	11/20	68831	2,688.40
11/19	68791	4,361.29	11/22	68832	4,000.00
11/19	68792	78.77	11/21	68833	3,470.70
11/19	68793	195.00	11/20	68835*	74.37
11/19	68794	500.00	11/20	68836	315.00
11/18	68795	945.78	11/22	68837	1,002.53
11/29	68796	130.00	11/18	68838	75.00
11/19	68797	1,840.00	11/19	68839	727.71
11/18	68798	7,631.81	11/19	68840	3,849.40
11/22	68799	54.00	11/18	68841	16.22
11/25	68800	582.60	11/21	68842	125.00
11/20	68801	13,941.63	11/19	68843	685.47
11/26	68802	439.96	11/19	68844	943.07
11/19	68803	65.54	11/19	68845	2,006.52
11/13	68804	16.00	11/22	68846	45.00
11/25	68805	1,158.00	11/19	68847	1,045.00
11/19	68806	600.53	11/18	68848	575.06
11/26	68807	1,782.60	11/15	68849	710.00
11/18	68808	510.58	11/19	68850	600.00
11/26	68809	254.00	11/20	68851	780.00
11/19	68810	6,312.00	11/19	68852	45.00
11/26	68811	1,499.47	11/25	68853	2,250.00
11/18	68812	318.75	11/19	68854	1,902.00
11/20	68813	470.03	11/25	68855	328.20
11/25	68814	70.00	11/26	68856	67.00
11/21	68815	235.33	11/19	68857	2,657.85
11/19	68816	3,847.76	11/20	68858	105.00
11/18	68817	23,760.00	11/18	68859	12.00
11/25	68818	499.00	11/21	68860	102.00
11/20	68819	163.20	11/18	68861	6,591.00
11/15	68820	32.50	11/18	68862	223.53
11/21	68822*	185.00	11/13	68863	143.00
11/20	68823	4,230.00	11/19	68864	38.63
11/20	68824	11,390.99	11/19	68865	821.00
11/13	68825	8,382.00	11/20	68866	600.53
11/25	68826	105.00	11/19	68867	43.23
11/21	68827	47.46	11/27	68868	7.00
11/29	68828	600.53	11/19	68871*	2,000.00
11/19	68830*	1,000.00	11/25	68872	132.07

* Indicates break in check number sequence



Date 11/29/19
 PRIMARY ACCOUNT
 ENCLOSURES

Page 8
 [REDACTED]
 390

TREASURER OF VAN ZANDT COUNTY
 FINANCIAL CLEARING
 121 E DALLAS RM 101
 CANTON TX 75103

PUBLIC FUNDS CHECKING

[REDACTED] (Continued)

CHECKS IN NUMERICAL ORDER

Date	check No	Amount	Date	check No	Amount
11/19	68874*	4,965.70	11/21	68918*	9,833.00
11/25	68875	174.64	11/19	68919	4,091.07
11/13	68876	177.00	11/20	68920	28.59
11/19	68877	75.10	11/18	68921	25.00
11/20	68878	900.00	11/13	68927*	25.00
11/21	68879	128.65	11/25	68928	25.00
11/20	68880	75.00	11/25	68929	25.00
11/21	68881	520.13	11/26	68931*	25.00
11/19	68882	44.54	11/18	68932	25.00
11/18	68883	409.72	11/22	68933	25.00
11/18	68885*	121,320.14	11/14	68938*	61,009.87
11/19	68886	7,225.05	11/19	68939	127.95
11/13	68887	107.00	11/19	68941*	81.79
11/21	68888	3,783.75	11/19	68943*	1,370.86
11/20	68889	3,500.00	11/14	68944	137.00
11/15	68890	500.00	11/19	68945	200.00
11/26	68891	175.00	11/22	68946	21.72
11/18	68892	60.00	11/18	68947	28.67
11/18	68893	801.30	11/22	68948	90.00
11/20	68894	499.51	11/18	68949	43.11
11/19	68896*	150.00	11/18	68950	108.93
11/19	68897	4,850.00	11/25	68951	26.50
11/21	68898	103.10	11/18	68952	1,405.75
11/20	68899	90.00	11/22	68953	88.05
11/20	68900	17.00	11/19	68954	617.71
11/19	68901	6,968.70	11/20	68956*	497.35
11/19	68902	73,876.02	11/20	68957	1,021.54
11/19	68904*	749.59	11/18	68958	75.62
11/21	68905	31.99	11/19	68959	434.00
11/22	68906	319.80	11/18	68960	3,000.00
11/18	68907	157.60	11/22	68961	106.22
11/21	68908	683.36	11/22	68962	150.00
11/20	68909	346.13	11/27	68963	3,043.78
11/19	68910	792.53	11/26	68966*	115.38
11/20	68911	850.00	11/27	68967	62.27
11/18	68912	47.71	11/26	68968	116.95
11/20	68914*	600.53	11/29	68969	37.32
11/19	68915	233.62	11/26	68970	149.79
11/19	68916	265.10	11/27	68971	257.60

* Indicates break in check number sequence

TXBT-022-011560-001-021-191130 011628 X02

Date 11/29/19
PRIMARY ACCOUNT
ENCLOSURES

Page 9
[REDACTED]
390

TREASURER OF VAN ZANDT COUNTY
FINANCIAL CLEARING
121 E DALLAS RM 101
CANTON TX 75103

PUBLIC FUNDS CHECKING

[REDACTED] (Continued)

CHECKS IN NUMERICAL ORDER

Date	Check No	Amount	Date	Check No	Amount
11/27	68974*	633.33	11/29	68992*	1,595.00
11/26	68976*	64.74	11/29	69052*	355.00
11/29	68978*	442.08	11/29	69055*	88.50
11/27	68979	169.16	11/29	69080*	104.00
11/27	68981*	955.04			

* Indicates break in check number sequence

DAILY BALANCE INFORMATION

Date	Balance	Date	Balance	Date	Balance
11/01	1,600,154.57	11/13	2,092,005.10	11/22	1,464,980.86
11/04	1,570,293.67	11/14	1,899,488.21	11/25	1,457,272.34
11/05	2,505,639.89	11/15	1,760,395.65	11/26	1,223,293.18
11/06	2,322,261.51	11/18	1,582,021.06	11/27	1,207,578.81
11/07	2,297,933.48	11/19	1,458,166.52	11/29	1,193,867.97
11/08	2,265,208.52	11/20	1,412,073.24		
11/12	2,224,138.91	11/21	1,470,176.18		

END OF STATEMENT

TexPool Participant Services
 C/O Federated Investors Inc.
 1001 Texas Avenue, Suite 1150
 Houston, TX 77002



Participant Statement

VAN ZANDT COUNTY
 FINANCIAL CLEARING FUND
 ATTN KENNY EDWARDS
 121 E DALLAS ST STE 101
 CANTON TX 75103-1496

Statement Period 11/01/2019 - 11/30/2019

Page 1 of 2

Customer Service 1-866-TEX-POOL
 Location ID [REDACTED]
 Investor ID [REDACTED]

TexPool Update

The TexPool Quick Reference Guide provides a wealth of information, all in one place! Find electronic account access options, trading deadlines, wiring instructions and more, in one convenient guide. Visit the Resources page at TexPool.com to download the PDF.

TexPool Summary

Pool Name	Beginning Balance	Total Deposits	Total Withdrawals	Total Interest	Current Balance	Average Balance
Texas Local Government Investment Pool	\$6,126,057.33	\$0.00	\$0.00	\$8,445.92	\$6,134,503.25	\$6,126,620.39
Total Dollar Value	\$6,126,057.33	\$0.00	\$0.00	\$8,445.92	\$6,134,503.25	

Portfolio Value

Pool Name	Pool/Account	Market Value (11/01/2019)	Share Price (11/30/2019)	Shares Owned (11/30/2019)	Market Value (11/30/2019)
Texas Local Government Investment Pool	[REDACTED]	\$6,126,057.33	\$1.00	6,134,503.250	\$6,134,503.25
Total Dollar Value		\$6,126,057.33			\$6,134,503.25

Interest Summary

Pool Name	Pool/Account	Month-to-Date Interest	Year-to-Date Interest
Texas Local Government Investment Pool	[REDACTED]	\$8,445.92	\$207,893.13
Total		\$8,445.92	\$207,893.13



Transaction Detail

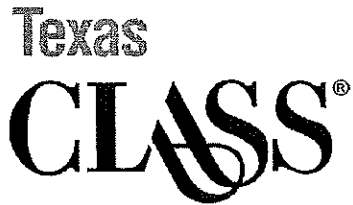
Texas Local Government Investment Pool

Participant: VAN ZANDT COUNTY

Pool/Account: XXXXXXXXXX

Transaction Date	Settlement Date	Transaction Description	Transaction Dollar Amount	Share Price	Shares This Transaction	Shares Owned
11/01/2019	11/01/2019	BEGINNING BALANCE	\$6,126,057.33	\$1.00		6,126,057.330
11/29/2019	11/29/2019	MONTHLY POSTING	\$8,445.92	\$1.00	8,445.920	6,134,503.250
Account Value as of 11/30/2019			\$6,134,503.25	\$1.00		6,134,503.250





Summary Statement

November 2019

Van Zandt County

121 East Dallas Street, Room 101
Canton, TX 75103

TXCLASS

Average Monthly Yield: 1.94%

	Beginning Balance	Contributions	Withdrawals	Income Earned	Income Earned YTD	Average Daily Balance	Month End Balance
██████████ FINANCIAL CLEARING	786,411.68	0.00	0.00	1,253.64	17,127.37	787,088.89	787,665.32
Total	786,411.68	0.00	0.00	1,253.64	17,127.37	787,088.89	787,665.32



Account Statement

November 2019

Van Zandt County

121 East Dallas Street, Room 101
Canton, TX 75103

TXCLASS

[REDACTED]

Summary

Average Monthly Yield: 1.94%

	Beginning Balance	Contributions	Withdrawals	Income Earned	Average Daily Balance	Month End Balance
[REDACTED] FINANCIAL CLEARING	786,411.68	0.00	0.00	1,253.64	787,088.89	787,665.32

Transactions

Transaction Date	Transaction Description	Contributions & Income Earned	Withdrawals	Balance	Transaction Number
11/01/2019	Beginning Balance			786,411.68	
11/30/2019	Income Earned For The Period	1,253.64			
11/30/2019	Ending Balance			787,665.32	



Daily Rates

November 2019

TXCLASS

Date	Dividend Rate	Daily Yield
01-Nov-19	0.000055169	2.01%
02-Nov-19	0.000055169	2.01%
03-Nov-19	0.000055169	2.01%
04-Nov-19	0.000054003	1.97%
05-Nov-19	0.000053747	1.96%
06-Nov-19	0.000053750	1.96%
07-Nov-19	0.000053490	1.95%
08-Nov-19	0.000053395	1.95%
09-Nov-19	0.000053395	1.95%
10-Nov-19	0.000053395	1.95%
11-Nov-19	0.000053395	1.95%
12-Nov-19	0.000053373	1.95%
13-Nov-19	0.000053355	1.95%
14-Nov-19	0.000053263	1.94%
15-Nov-19	0.000053021	1.94%
16-Nov-19	0.000053021	1.94%
17-Nov-19	0.000053021	1.94%
18-Nov-19	0.000052858	1.93%
19-Nov-19	0.000052618	1.92%
20-Nov-19	0.000052475	1.92%
21-Nov-19	0.000052358	1.91%
22-Nov-19	0.000052577	1.92%
23-Nov-19	0.000052577	1.92%
24-Nov-19	0.000052577	1.92%
25-Nov-19	0.000052217	1.91%
26-Nov-19	0.000052073	1.90%
27-Nov-19	0.000051921	1.90%
28-Nov-19	0.000051921	1.90%
29-Nov-19	0.000051797	1.89%
30-Nov-19	0.000051797	1.89%